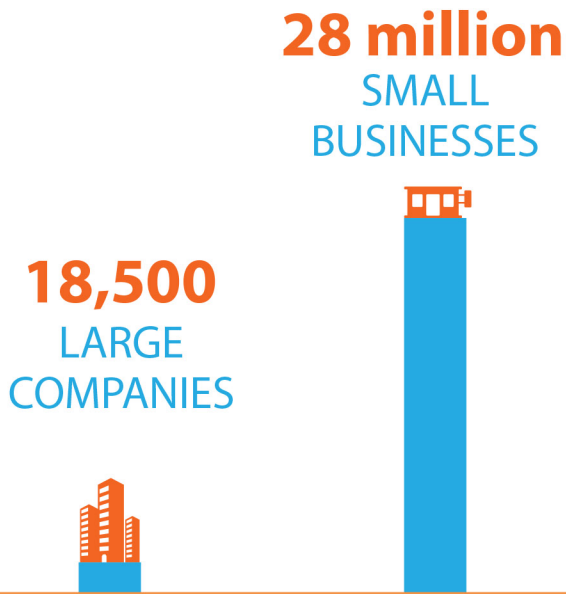


# AMERICAN SMALL BUSINESSES: BY THE NUMBERS

There are around **28 million** small businesses, and **18,500** "large" companies of more than **500 employees**.



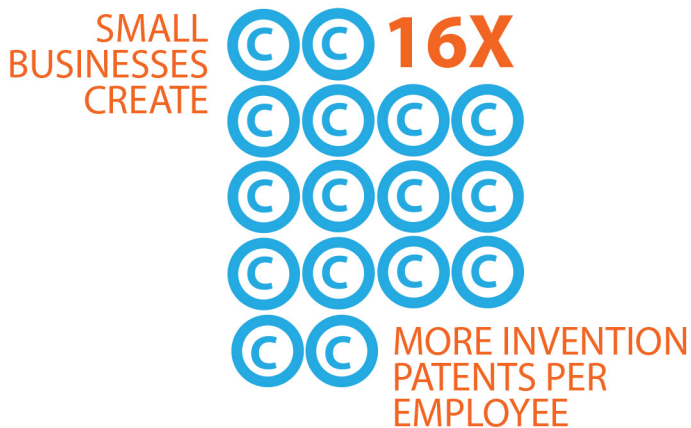
Small business accounted for **65 percent** of net new jobs **since 1995**



**Half** of all new small businesses survive **five+** years, **one-third** make it more than **10 years**.




Small businesses that create new patents for products produced **16 times** more patents per employee than large patenting firms.



Nearly **8 in 10** small businesses are self-employed, and have no other employees besides themselves.

**8 in 10** SMALL BUSINESSES  
ARE SELF-EMPLOYED



More than **half** of the American workforce works in a small business and **52 percent** of small businesses are home-based.



OF THE AMERICAN WORKFORCE  
WORKS IN A SMALL BUSINESS

In March 2011, **5.5 percent** - self-employed small business owners were unemployed the year before. Only **3.6 percent** in 2006 and **3.1 percent** in 2001 were able to say the same.

SMALL BUSINESSES OWNERS UNEMPLOYED



Since 2008, more small businesses have closed than have opened. (2008-2009 = 518,500 'births' and 680,716 'deaths')

MORE SMALL BUSINESSES ARE **CLOSING**

